

Supplementary File 4: Sex Moderation Results

Table 1: Linear Mixed Model Estimates of Fixed Effects

Parameter	Estimate	SE	df	t	p	95% CI
<i>RMDQ</i> – Intercept	13.31	0.36	242.60	36.62	0.00	12.60, 14.03
arm	-0.28	0.36	242.68	-0.77	0.44	-1.00, 0.44
sex	0.62	0.37	242.64	1.70	0.09	-0.10, 1.34
time	-1.43	0.13	213.00	-11.31	0.00	-1.67, -1.18
arm * time	-0.18	0.13	213.11	-1.45	0.15	-0.43, 0.07
time * sex	-0.33	0.13	213.11	-2.58	0.01	-0.58, -0.08
arm * time * sex	0.31	0.10	211.36	3.16	0.00	0.12, 0.50
<i>PSFS</i> – Intercept	3.59	0.23	7.40	15.80	0.00	3.06, 4.12
arm	0.02	0.16	226.59	0.15	0.88	-0.29, 0.34
sex	-0.07	0.16	237.07	-0.44	0.66	-0.39, 0.25
time	0.69	0.06	220.56	10.90	0.00	0.57, 0.82
arm * time	0.08	0.06	220.49	1.20	0.23	-0.05, 0.20
time * sex	0.12	0.06	220.24	1.83	0.07	-0.01, 0.24
arm * time * sex	-0.09	0.05	212.96	-1.98	0.05	-0.19, 0.00
<i>Interference</i> – Intercept	3.25	0.09	239.96	36.42	0.00	3.07, 3.43
arm	0.11	0.09	239.90	1.20	0.23	-0.07, 0.28
sex	-0.06	0.09	240.51	-0.62	0.53	-0.23, 0.12
time	-0.22	0.03	221.15	-6.90	0.00	-0.28, -0.15
arm * time	-0.08	0.03	220.98	-2.45	0.02	-0.14, -0.02
time * sex	0.01	0.03	221.51	0.46	0.65	-0.05, 0.08
arm * time * sex	0.04	0.02	222.51	1.89	0.06	0.00, 0.08

Note: All *p* values are two-tailed. *RMDQ* = Roland Morris Disability Questionnaire, *PSFS* = Patient Specific Function Scale, *Interference* = interference with work. Pairwise comparisons identified an effect sizes for the mean difference between treated women and controls at Week 24: *RMDQ* *d* = .92, *PSFS* = .55, *interference* = .89.

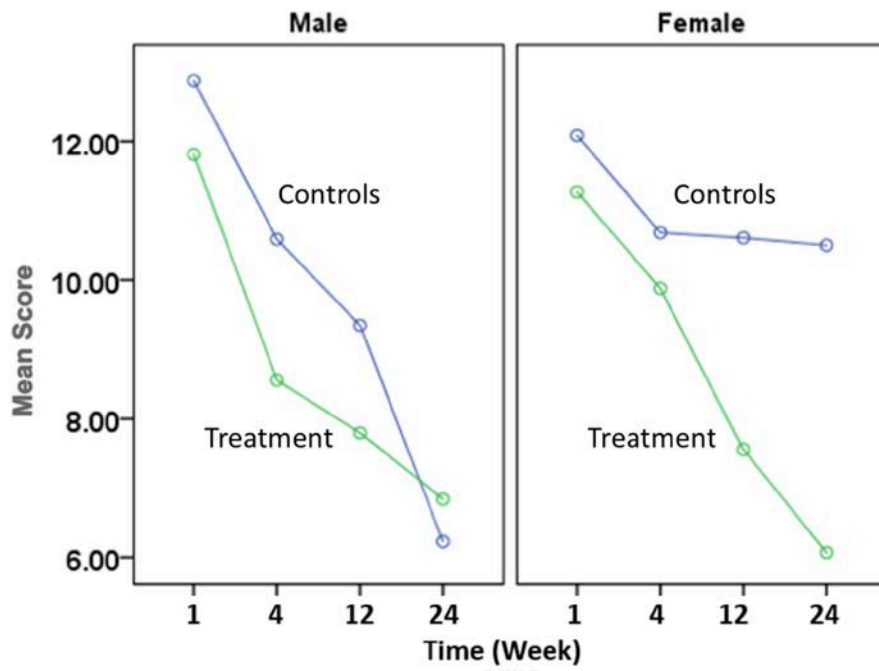


Figure 1

Roland Morris Disability Questionnaire mean scores at four measurement points in time for men and women in the experimental and control groups

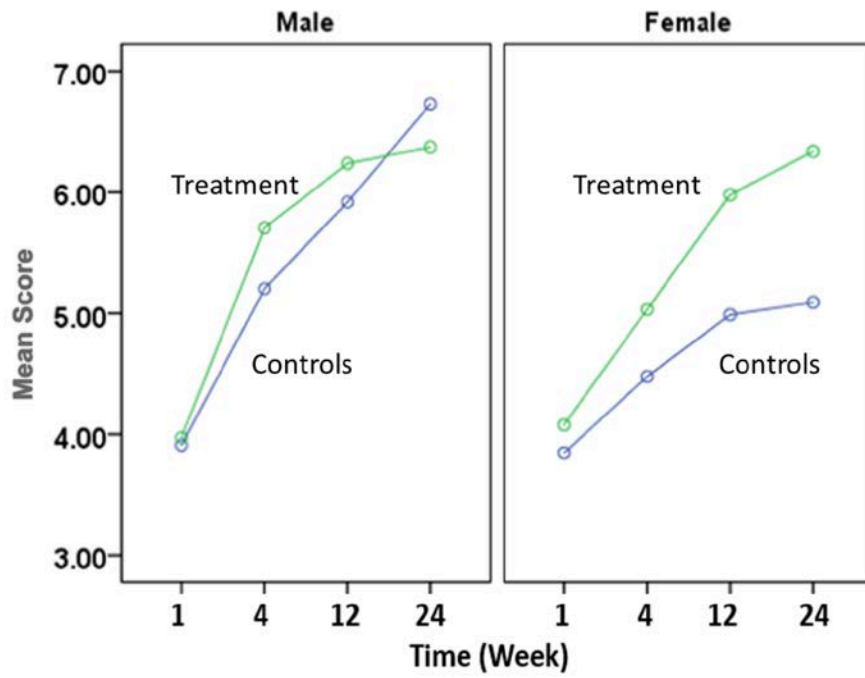


Figure 2

Patient Specific Functional Scale mean scores at four measurement points in time for men and women in the experimental and control groups

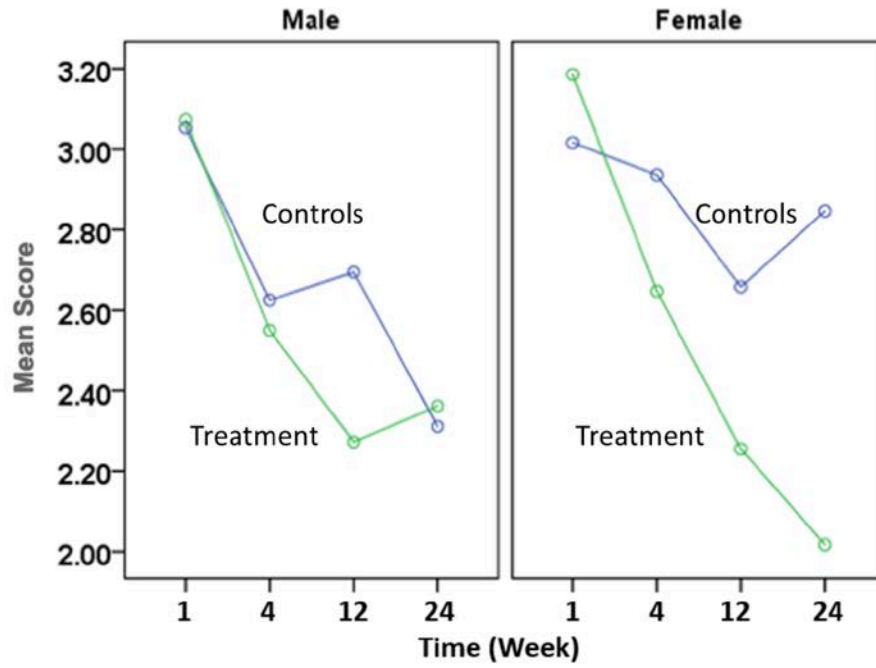


Figure 3

Interference with work mean scores at four measurement points in time for men and women in the experimental and control groups. (“During the past week, how much did pain interfere with your normal work (inside/outside home)”, 1-5 scale)